

Craftsman Plank Siding

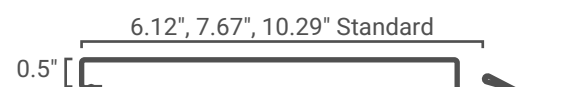


Craftsman Plank metal siding offers the visual appeal of full depth siding that has narrow grooves at the joint. The strength of steel brings ease and beauty at installation with hidden fasteners for a clean, modern look. It also can serve as a sleek, low-profile soffit solution. Craftsman Plank adds refined detail to both residential and commercial designs.



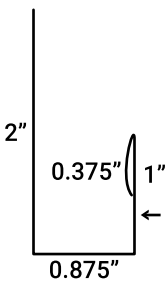
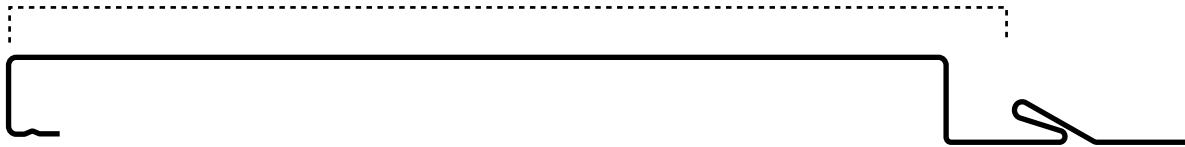
Design & Size

Craftsman Plank is manufactured in 6.12", 7.67", and 10.29" coverage widths with maximum recommended panel lengths of 35 feet. Each profile includes a 3/8" reveal, providing a uniform shadow line and a clean architectural finish. These panels can be installed vertically or horizontally.

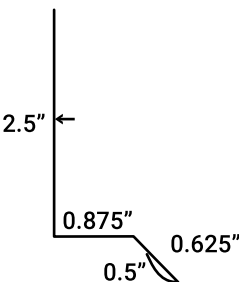


6.12", 7.67", 10.29" Coverage

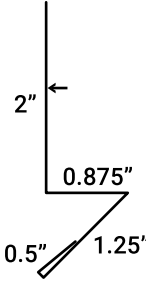
0.5"



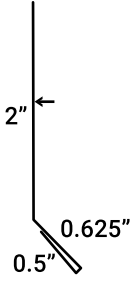
J-Channel



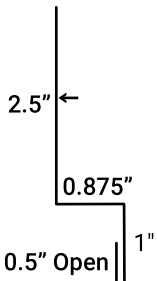
Drip Cap



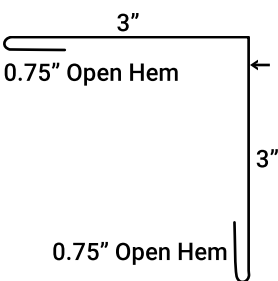
Rat Guard



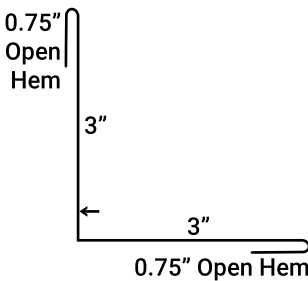
Lap Siding Starter



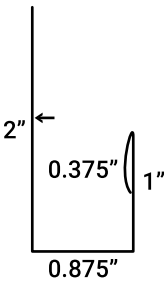
Double Angle



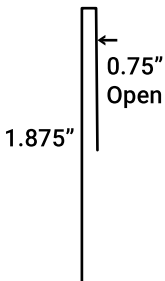
Outside Corner



Inside Corner



Invert J-Channel



Finish Trim