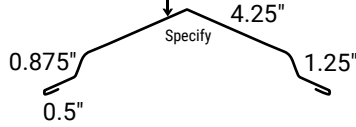
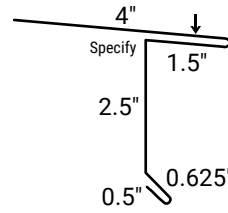


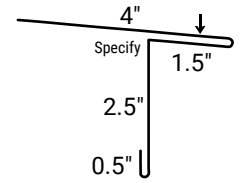
Flat Ridge



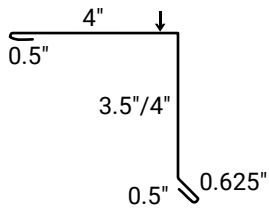
Step Ridge



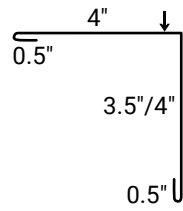
Denver Extended Eave



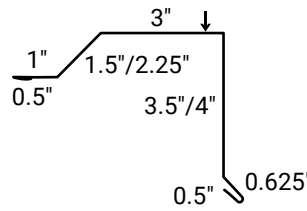
SRT Extended Eave



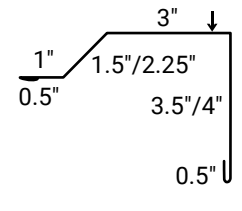
Denver Box Rake - 100/150



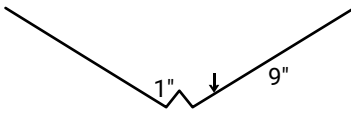
SRT Box Rake - 100/150



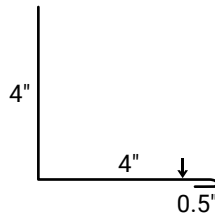
Denver Step Rake - 100/150



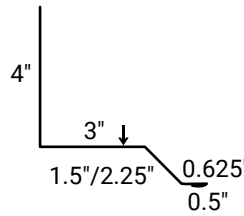
SRT Step Rake - 100/150



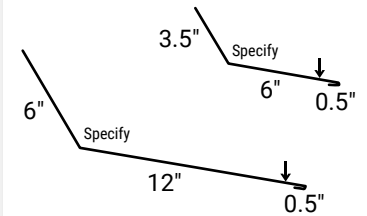
Valley



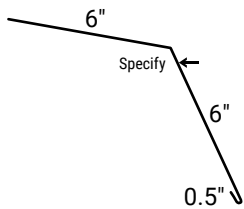
Box Sidewall



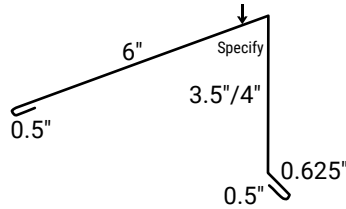
Step Sidewall - 100/150



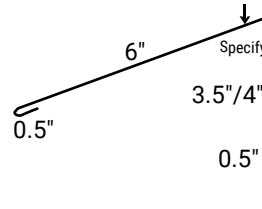
Endwall/Transition - SM or LG



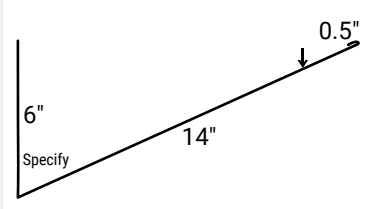
Gambrel



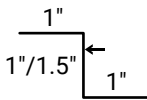
Denver High Side - 100/150



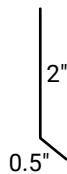
SRT High Side - 100/150



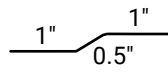
Upper Skylight



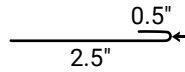
Z-Closure - 100/150



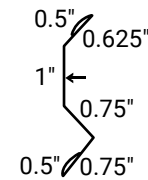
Cleat



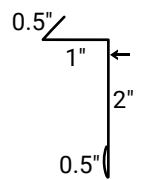
Offset Cleat



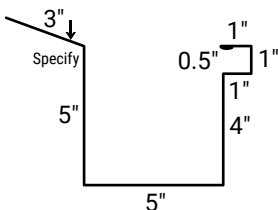
J Clip




Counter Flashing



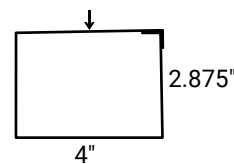
Reglet Flashing



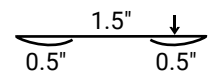
Box Gutter



Box Gutter End



Gutter Downspout



Field cut to 16"
Gutter/Downspout Strap