

Stile

Your Premium Roofing Source



PVDF (Kynar 500®) Paint System

26 Gauge



Spanish Clay

SR = 0.36 | TE = 0.85 | SRI = 38



Slate Grey

SR = 0.31 | TE = 0.86 | SRI = 31



Ocean Blue

SR = 0.29 | TE = 0.86 | SRI = 29




Classic Green

SR = 0.32 | TE = 0.86 | SRI = 33



Regal Red

SR = 0.34 | TE = 0.86 | SRI = 31



Tudor Brown

SR = 0.32 | TE = 0.86 | SRI = 33



★ All Colors Meet or Exceeds
Steep Slope ENERGY STAR
Requirements

GENERAL INFORMATION


Stile is a metal roofing system designed to be durable while simulating the elegant look of clay roofing tiles. Panels are attached with fasteners coated to match the panel finish and placed in the shadow line of the panel step. A full line of architectural and formed flashings as well as accessories are available for typical roof conditions.

Specify Stile metal roofing for...

- The architectural look of clay tile
- Cost effective, easy installation of panels
- The lightweight benefits of steel
- A coverage width of 39.4" (1 meter)
- Panel lengths from 3'0" to 20'0"
- 26 gauge galvanized (G90) steel
- A selection of rich colors in PVDF (Kynar 500) finish
- A 45 Year limited warranty on the paint finish

Testing

- UL 790, Class A Fire Rating
- UL 2218, Class 4 Impact Resistance
- Miami-Dade County Approved
- Florida Building Code approved
- UL 580 Class 90 Wind Uplift
- Texas Windstorm Evaluation



Slope

The minimum recommended slope for Stile roof panel is 3:12.

Substructure

The recommended substrate is 5/8" plywood with a 30# felt moisture barrier. To avoid panel distortion, use a properly aligned and uniform substructure.

Note: Stile roof panels are not recommended for use over open framing.

Coverage

Each panel has a coverage of 39.4" (1 meter).

Length

Minimum factory cut length is 3'-0".

Maximum panel length is 20'-0".

Lengths from 3'-0" to 20'-0" are available in 1'-0" increments.

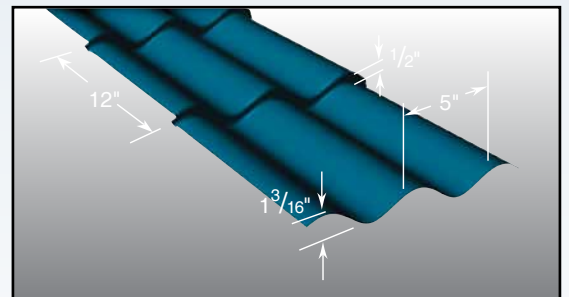
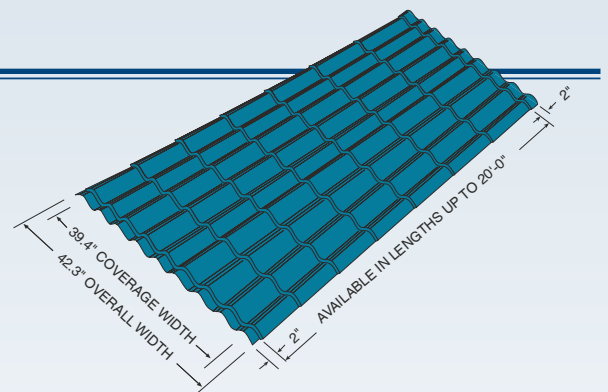
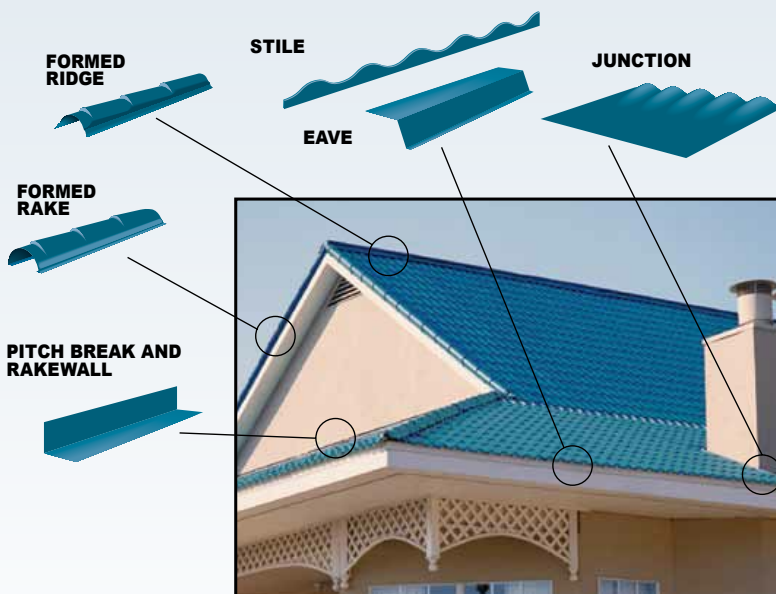
Fasteners

The fastener selection guide should be consulted for choosing proper fastener for specific applications. Quantity and type of fastener must meet necessary loading and code requirements (see Stile Installation Guide).

Endlaps

For panel runs over 20'-0" an endlap is required. Stile panel endlap is 4".

FLASHING AND PANEL INFORMATION



Standard details and installation instructions for the Stile panel are available upon request or can be downloaded from our web site. Please contact your representative for pricing information.