
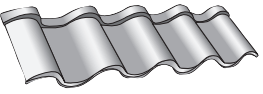
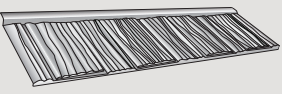



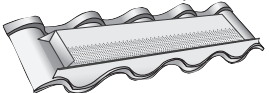



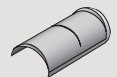
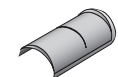
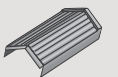
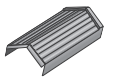
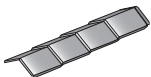












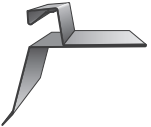




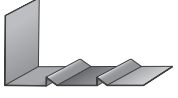


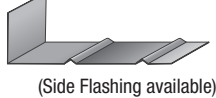

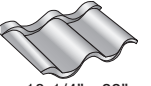
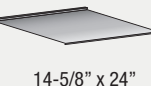
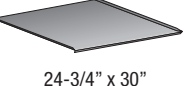
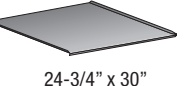
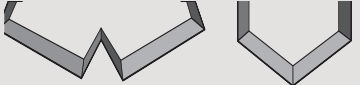

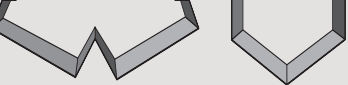
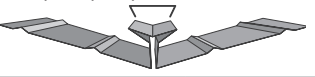
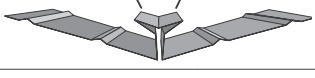





Description	Stone Coated	DECRA Title		DECRA Shake		DECRA Shake XD®		DECRA Shingle XD®	
		(Battens Only)		(Direct to Deck) Hidden Fasteners		(Battens Only)		(Direct to Deck) Hidden Fasteners	
DECRA Panel	✓	Panel Size: 16-1/2" x 52" Exposure: 14-1/2" x 50" 20 panels / square 6.06 lbs / panel 350 panels / 2,121 lbs / pallet Minimum Pitch: 3:12 	Panel Size: 17" x 44-1/4" Exposure: 14-1/2" x 39-1/2" 25.2 panels / square 6.01 lbs / panel 350 panels / 2,104 lbs / pallet Minimum Pitch: 3:12 	Panel Size: 14-5/8" x 53" Exposure: 12-5/8" x 51" 22.4 panels / square 5.55 lbs / panel 300 panels / 1,665 lbs / pallet Minimum Pitch: 3:12 	Panel Size: 14-1/8" x 52-1/8" Exposure: 12-3/8" x 49-7/8" 23.4 panels / square 5.86 lbs / panel 280 panels / 1,719 lbs / pallet Minimum Pitch: 3:12 	Panel Size: 14-1/8" x 52-3/8" Exposure: 12-1/4" x 49-1/2" 23.8 panels / square 5.73 lbs / panel 280 panels / 1,719 lbs / pallet Minimum Pitch: 4:12 			
Panel Vent 1 Panel Vent / box	✓	Panel Size: 16-1/2" x 52" - 12.35 lbs Exposure: 14-1/2" x 50" Net Free Area: 55 sq. in. 	Panel Size: 17" x 44-1/4" - 13.80 lbs Exposure: 14-1/2" x 39-1/2" Net Free Area: 64 sq. in. 	Panel Size: 14-5/8" x 53" - 12.80 lbs Exposure: 12-5/8" x 51" Net Free Area: 64 sq. in. 	Panel Size: 14-1/8" x 52-1/8" - 12.70 lbs Exposure: 12-3/8" x 49-7/8" Net Free Area: 64 sq. in. 	Panel Size: 14-1/8" x 52-3/8" - 12.05 lbs Exposure: 12-1/4" x 49-1/2" Net Free Area: 64 sq. in. 			
Hip & Ridge	✓	Tile Hip & Ridge 14-1/2" Exposure 1.1 lbs / piece 900 / 990 lbs / pallet 	Tile Hip & Ridge 14-1/2" Exposure 1.1 lbs / piece 900 / 990 lbs / pallet 	Shake Hip & Ridge 12-5/8" Exposure .85 lbs / piece 900 / 765 lbs / pallet 	Shake Hip & Ridge 12-5/8" Exposure .85 lb / piece 900 / 765 lbs / pallet 	Shingle Hip & Ridge 25-3/4" Exposure 1.08 lbs / piece 460 / 497 lbs / pallet 			
End Cap	✓	Tile End Cap .2 lbs / piece 50 / 10 lbs / bundle 	Tile End Cap .2 lbs / piece 50 / 10 lbs / bundle 	Shake End Cap .2 lbs / piece 50 / 10 lbs / bundle 	Shake End Cap .2 lbs / piece 50 / 10 lbs / bundle 	n/a			
Hip	✓	Tile Hip & Ridge	Use Villa Channel along both sides of hip Finish with Tile Hip & Ridge	Shake Hip & Ridge	Use XD® Channel along both sides of hip Finish with Shake Hip & Ridge	Use XD® Channel along both sides of hip Finish with Shingle Hip & Ridge			
Ridge	✓	Tile Hip & Ridge DECRA Ridge Vent 	Villa Bird Stop - Ridge 5' Length (both sides of ridge, cover w/ Tile Hip & Ridge) 1.93 lbs / piece 300 / pallet / 579 lbs / pallet DECRA Ridge Vent 	Shake Hip & Ridge DECRA Ridge Vent 	Shake Hip & Ridge DECRA Ridge Vent 	Shingle Hip & Ridge DECRA Ridge Vent 			
Eave Fascia Detail or Starter	✓ all except Starter Pieces	3.5" or 5" Fascia Metal (Eave) Flashing 6'6" length 3.5" - 3.5 lbs / piece 300 pcs / 657lbs / pallet 5" - 3.11 lbs / piece 300 pcs / 933 lbs / pallet 	Villa Bird Stop - Eave 5' Length 1.99 lbs / piece 300 / pallet 597 lbs / pallet 	3.5" or 5" Fascia Metal (Eave) Flashing 6'6" length 3.5" - 3.5 lbs / piece 300 pcs / 657lbs / pallet 5" - 3.11 lbs / piece 300 pcs / 933 lbs / pallet 	Starter Clip w/ Drip Edge 6'6" length 2.58 lbs / piece 120 pcs / 310 lbs / 1/2 pallet 240 pcs / 620 lbs / pallet 	Starter Clip w/ Drip Edge 6'6" length 2.58 lbs / piece 120 pcs / 310 lbs / 1/2 pallet 240 pcs / 620 lbs / pallet 			
Short Course		use batten	use batten	use batten	Short Course Clip 6'6" length 2.04 lbs / piece 	Short Course Clip 6'6" length 2.04 lbs / piece 			
Roof-to-Wall	✓ Side Flashing Only	Side Flashing 6'6" length 2.27 lbs / piece 150 pcs / pallet 340 lbs / pallet 	Villa Channel 6'6" length 3.4 lbs / piece 150 pcs / 510 lbs / pallet 	Side Flashing 6'6" length 2.27 lbs / piece 150 pcs / pallet 340 lbs / pallet 	XD® Channel 6'6" length 2.95 lbs / piece 150 pcs / pallet 443 lbs / pallet (Side Flashing available) 	XD® Channel 6'6" length 2.95 lbs / piece 150 pcs / pallet 443 lbs / pallet (Side Flashing available) 			
Roof Penetrations (pipe or vents)		Tile Underpan 1.95 lbs / piece 25 / bdl, 2 bdl / pallet 98 lbs / pallet  16-1/2" x 24"	Villa Underpan 1.9 lbs / piece 25 / bdl, 2 bdl / pallet 95 lbs / pallet  18-1/4" x 22"	Shake Underpan 1.8 lbs / piece 25 / bdl, 2 bdl / pallet 90 lbs / pallet  14-5/8" x 24"	Shingle/XD® Underpan 3.3 lbs / piece 25 / bdl, 2 bdl / pallet 165 lbs / pallet  24-3/4" x 30"	Shingle/XD® Underpan 3.3 lbs / piece 25 / bdl, 2 bdl / pallet 165 lbs / pallet  24-3/4" x 30"			
Valley	✓ Valley Cap Only	Source Locally 	Villa Valley 6'6" Length 8.70 lbs / piece 100 / 870 lbs / pallet 	Source Locally 	XD® Valley & Cap 6'6" Length for both 11.15 lbs & 2.46 lbs / piece Valley 40 pcs / pallet / 446 lbs Cap 300 pcs / pallet / 738 lbs 	XD® Valley & Cap 6'6" Length for both 11.15 lbs & 2.46 lbs / piece Valley 40 pcs / pallet / 446 lbs Cap 300 pcs / pallet / 738 lbs 			
Rake/Gable	✓ Hip & Ridge, Rake/Gable Channel, only visible area	Use Tile Hip & Ridge	Villa Channel 6'6" length 3.4 lbs / piece 150 pcs / pallet 510 lbs / pallet cover w/ Tile Hip & Ridge) 	Use Shake Hip & Ridge	Shake XD® Rake/Gable Channel 6'6" length 3.84 lbs piece 120 / pallet 461 lbs / pallet 	Shingle Rake/Gable Channel 6'6" length 2.79 lbs / piece 120 / pallet 335 lbs / pallet 			
Colors	✓	Charcoal, Chestnut, Garnet, Granite Grey, Shadowwood, Terracotta, Weathered Timber	Amalfi Sand, Capri Clay, Pompeii Ash, Rustico Clay, Venetian Gold	Charcoal, Chestnut, Granite Grey, Shadowwood, Weathered Timber	Antique Chestnut, Pinnacle Grey	Classic Cobblestone, Midnight Eclipse, Natural Slate, Old Hickory			
Installed Weight (approximate)		150 lbs / square (100 sq. ft.)	160 lbs / square (100 sq. ft.)	150 lbs / square (100 sq. ft.)	150 lbs / square (100 sq. ft.)	150 lbs / square (100 sq. ft.)			

Additional items available:

<p>DECRA Debris Guard High-Profile Use with Shake XD as needed along rakes and valleys 1-1/2" W x 1" H x 50' L (2) 50' rolls / 4.28 lbs / pkg 28 pkgs / 120 lbs / pallet</p>	<p>DECRA Debris Guard Low-Profile Use with Shingle XD as needed along rakes and valleys. 2" W x 3/8" H x 50' L (2) 50' rolls / 1.96 lbs / pkg 44 pkgs / 87 lbs / pallet</p>	<p>DECRA Ridge Vent (see venting calculator at www.decra.com) 2-1/2" W x 1" H x 20' L (2) 20' rolls / 3.31 lbs / pkg 40 pkgs / 133 lbs / pallet</p>	<p>Flat Sheet 16" x 54" (coordinate with panel color) 5.60 lbs / piece - 50 / bundle</p>	<p>Side Flashing 6'6" length (coordinate with panel color) 2.27 lbs / piece - 150 pcs / pallet 341 lbs / pallet</p>	<p>Touch-Up Kit (coordinate with panel color) 5.53 lbs / each bag of stone chip & bottle of acrylic base coat (touch up pipe/vent penetrations, transitions & panels) 5 lb bag of stone chip available separately</p>	<p>Fasteners (hidden) Corrosion Resistant Screws #9 Hex (1/4" diameter) x 1-1/2" long 2000 pcs / bag 16.65 lbs / box</p>	<p>Fasteners (exposed) Color Coordinated Screws (coordinate with panel color)) #9 Hex (1/4" diameter) x 1-1/2" long 500 pcs / bag (4 bags / box) 16.70 lbs / box</p>
---	--	---	---	--	--	---	---

All weights are approximate. Pallet weights are NOT included in the weight of the product.

Best Buy Metals • 800-728-4010 • www.bestbuymetals.com

DECRA
 Panel and Components Chart